

Patterned Adhesive Design Form

Date: _____

Product: _____

Finished Roll Slit Width: _____

Customer Name: _____

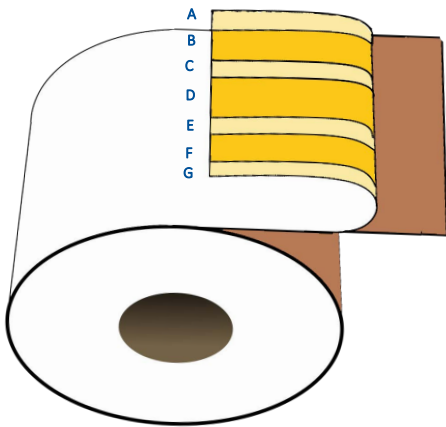
Customer Signature: _____

Circle: The roll that matches your required pattern orientation and winding direction.

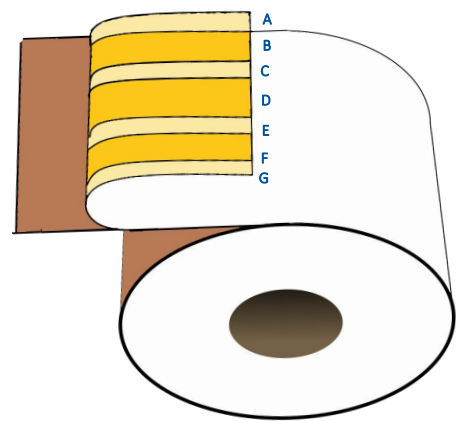
Pattern: For each lane enter size in Inches and mark "Yes" or "No" for adhesive.

Minimum increment is 1/16".

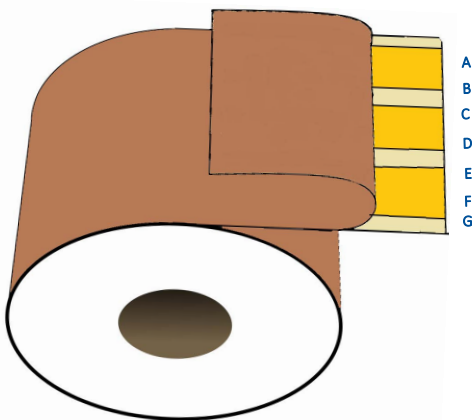
Face stock side wound OUT



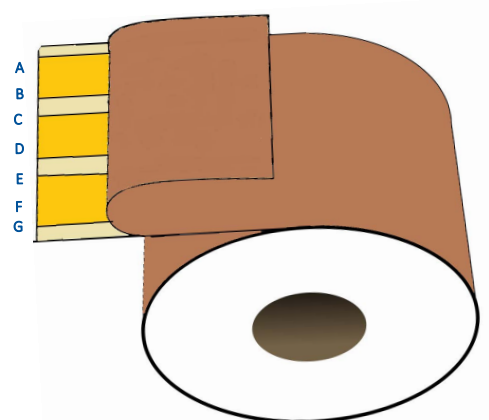
Position	Inches	Adhesive	
		Yes	No
A			
B			
C			
D			
E			
F			
G			



Liner side wound OUT



Position	Inches	Adhesive	
		Yes	No
A			
B			
C			
D			
E			
F			
G			



Additional Instructions: