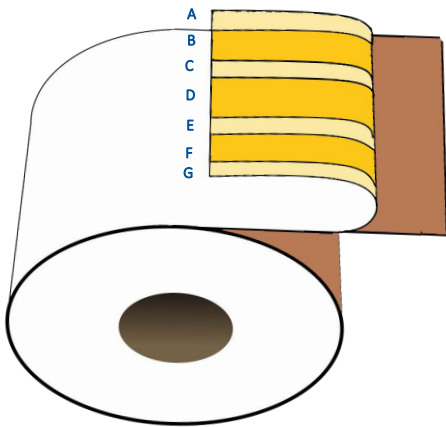


# Patterned Adhesive Design Form

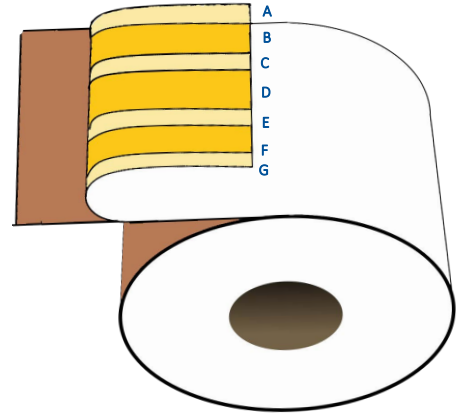
Date: \_\_\_\_\_  
 Product: \_\_\_\_\_  
 Finished Roll Slit Width: \_\_\_\_\_  
 Customer Name: \_\_\_\_\_  
 Customer Signature: \_\_\_\_\_

**Circle:** The roll that matches your required pattern orientation and winding direction.  
**Pattern:** For each lane enter size in Inches and mark "Yes" or "No" for adhesive.

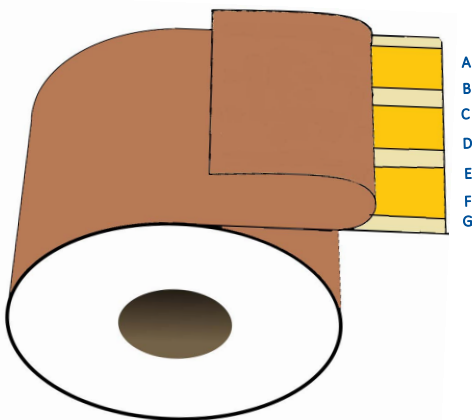
## Face stock side wound OUT



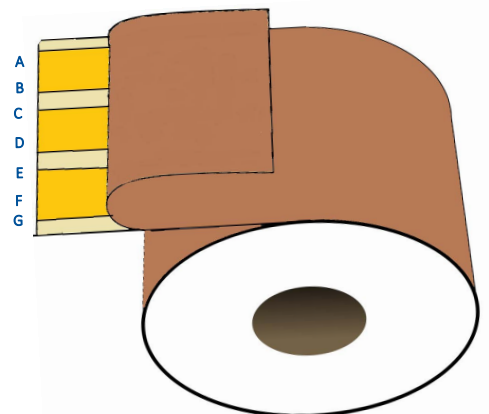
Position	Inches	Adhesive	
		Yes	No
A			
B			
C			
D			
E			
F			
G			



## Liner side wound OUT



Position	Inches	Adhesive	
		Yes	No
A			
B			
C			
D			
E			
F			
G			



Additional Instructions: